

PEDIATRIC ASTHMA

Estimated Time: 30 minutes • Debriefing Time: 30 minutes



Scan to Begin



Patient Name: Patrick A. Armstrong

QR CODES

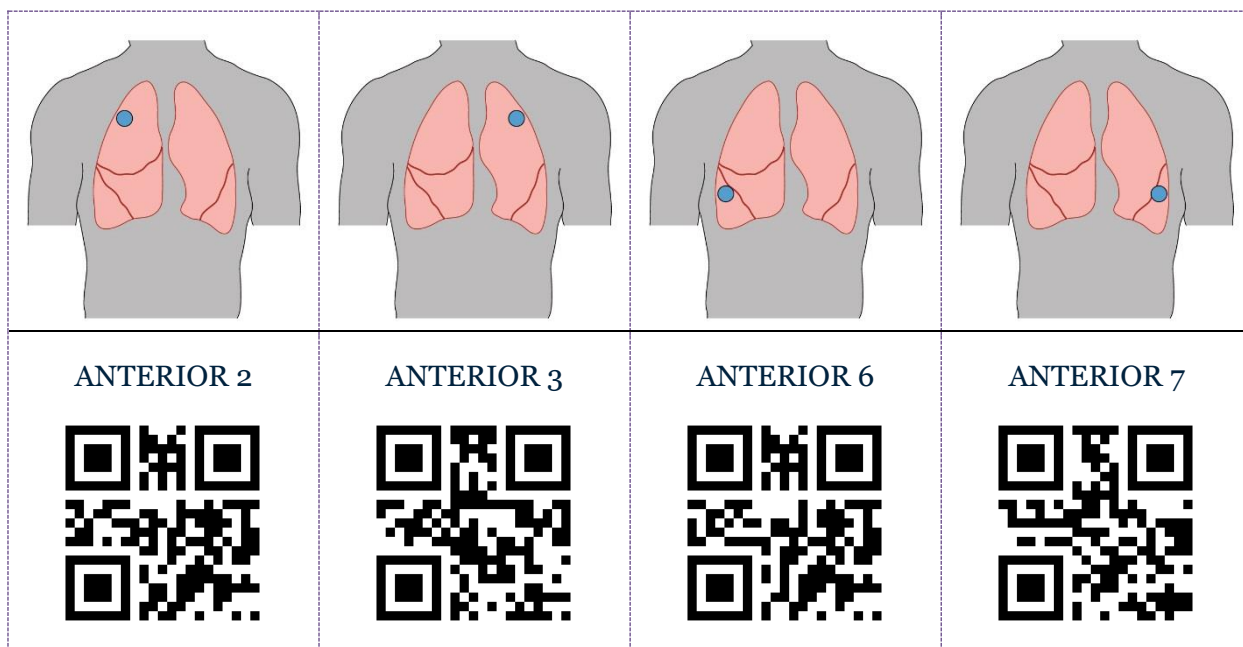
<p>START</p> 	<p>PATIENT</p> 	<p>REPORT</p> 	<p>PATIENT ID</p> 
<p>PEAK FLOW A</p> 	<p>PEAK FLOW B</p> 	<p>FEV1 A</p> 	<p>FEV1 B</p> 

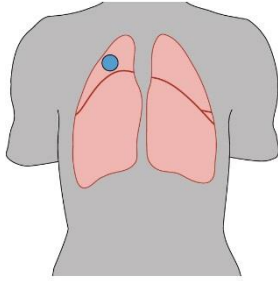
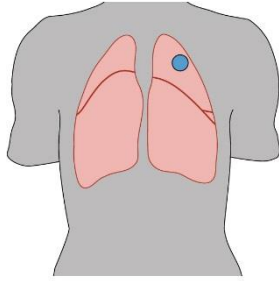
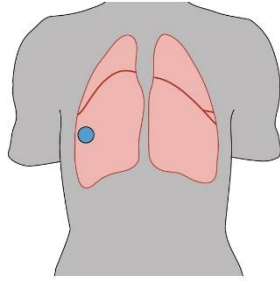
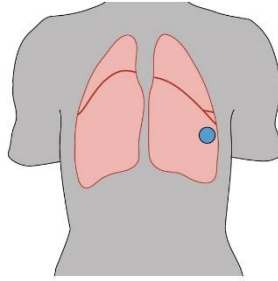




DUONEB

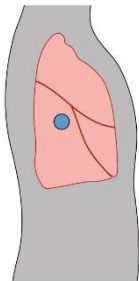
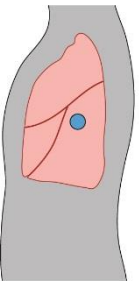




CHEST QR CODES

Cut along the dotted lines. Fold along the solid line to create a bi-fold of the diagram and QR code.



			
POSTERIOR 0	POSTERIOR 1	POSTERIOR 4	POSTERIOR 5
			

	
RIGHT AXILLARY 1	LEFT AXILLARY 1
	



This work by the Wisconsin Technical College System TAACCCT IV Consortium is licensed under a [Creative Commons Attribution 4.0 International license](https://creativecommons.org/licenses/by/4.0/).

Third party marks and brands are the property of their respective holders. Please respect the copyright and terms of use on any webpage links that may be included in this document.

This workforce product was funded by a grant awarded by the U.S. Department of Labor's Employment and Training Administration. The product was created by the grantee and does not necessarily reflect the official position of the U.S. Department of Labor. The U.S. Department of Labor makes no guarantees, warranties, or assurances of any kind, express or implied, with respect to such information, including any information on linked sites and including, but not limited to, accuracy of the information or its completeness, timeliness, usefulness, adequacy, continued availability, or ownership. This is an equal opportunity program. Assistive technologies are available upon request and include Voice/TTY (771 or 800-947-6644).